

Entrapment Protection Devices.

Stop a commercial door from closing if an obstruction is detected, protect people, vehicles and other equipment.



Monitored Thru-Beam Photo Eyes (CPS-UN4)

- Heavy-duty housing for industrial applications.
- NEMA 4 enclosure protects against direct spray.
- Dual-sided infrared sensors.
- For indoor/outdoor use.
- Maximum range of 45 feet.



Optical Edge System (OES)

- Rubber door edge is durable, flexible and easy to install.
- Premium rubber can be cut to length for exact fit.
- NEMA 6 rating protects against moisture and standing water.
- Infrared optical sensors eliminate the need for electrical contacts.
- Maximum range of 33 feet.
- Sectional and rolling door edges are also available in 50 foot bulk rolls, along with individual components for additional savings on large installation jobs.



Dual-Sided Infrared Photo Eyes (CPS-U)

- NEMA 1 general purpose enclosure.
- Dual-sided infrared sensors.
- For indoor use.
- Maximum range of 30 feet.



Monitored Retro-Reflective Photo Eyes (CPS-RPEN4)

- Polarized beam for use in applications with highly reflective surfaces.
- NEMA 4X enclosure protects against direct water spray and corrosion.
- Retro-reflective sensor.
- For indoor/outdoor use.
- Maximum range of 50 feet.



Monitored Dual-Sided Photo Eyes (CPS-OPEN4)

- Flexible housings maintain alignment in areas with a high propensity for sensor contact.
- NEMA 4X enclosure protects against direct water spray and corrosion.
- Dual-sided infrared sensors.
- For indoor/outdoor use.
- Maximum range of 45 feet.



Safety Interface Card (CPS3CARD)

- Plug-in Interface card enables use of a second set of monitored photo eyes or edge with a commercial door operator.


LiftMaster Provides a Broad Offering of Accessory Products for Use with Commercial Door Operators.



811LM

Universal DIP Single-Button Remote Control with Security+ 2.0™

- Enables opening and closing of one commercial operator.



813LM

Universal DIP 3-Button Remote Control with Security+ 2.0™

- Enables opening, closing and stopping of one commercial operator.



893MAX

3-Button Remote Control with Security+ 2.0™

- Enables opening and closing of three commercial operators.
- Backwards compatible with previous operator versions containing on-board radio system.



829LM

Door and Gate Monitor

- Enables monitoring and closing within a facility of up to four commercial doors.



RGL24LY

Red/Green Traffic Light

- Indicates when a commercial door reaches the open position.
- Provides assurance of safe entering and exiting of the facility, reducing the potential for costly accidents. (TLS1CARD is recommended)



02-401M

Mushroom Button Control Station

- Provides a single button to activate opening one or more commercial doors.



TLS1CARD

Plug-in Interface Card to Timer/Light Control

- Provides special functionality to control auxiliary devices such as lights, bells, horns, horn/strobes and other warning devices.



02-103L

3-Button Control Station with Maintenance Alert System


- Provides open/close/stop functions and notifications when routine maintenance is required.
- One control station is provided standard with most commercial door operators.



50-HERK2

Motion Detector with Two Independently Programmable Channels

- Detects vehicles and people.
- Detection fields can be adjusted manually or with optional remote control (50-HERK-RC2).
- Provides five levels of time delay for door closing.



Get Connected with the Next Generation of Logic 5.0 Commercial Door Operators from LiftMaster.

Stay Connected and In Control of Your Doors No Matter Where You are with MyQ Technology.



Exclusive Technology

MyQ® Technology provides revolutionary technology only found in LiftMaster Logic 5.0 Commercial Door Operators.



Easy Setup

Easily connect your operator(s) to the internet via your current business network.



MyQ Mobile App

- Download the FREE MyQ mobile app and easily register your account at MyLiftMaster.com.
- Enables secure monitoring and control of the operator with a smartphone, tablet or computer.
- Alerts can be received as email or pop-up (push) notifications on a mobile device, ensuring the status of your commercial door.



No Fees

Free download with no annual activation fee.



LiftMaster Internet Gateway (828LM)

Connect your MyQ-Enabled Logic 5.0 Commercial Door Operator and accessories to the internet with this device.



Remote Wall Light Switch (823LM)

Replaces a single light switch to control lights with a smartphone, tablet or computer. (Requires Internet Gateway 828LM)



Remote Light Control (825LM)

Operates a plug-in light using your commercial door operator remote control, or via the LiftMaster® Internet Gateway using your smartphone, tablet or computer.

LiftMaster
COMMERCIAL DOOR OPERATORS

Get Connected with the Next Generation of Logic 5.0 Commercial Door Operators from LiftMaster.

Whether you need trolley, jackshaft or hoist operators, LiftMaster® offers industrial-duty versions of all. Each operator provides the following standard advanced features:

- MyQ Technology
- Built in Security+ 2.0™ Radio Receiver
- Timer-To-Close
- Maintenance Alert System



Gearhead Trolley (GT)

Optimal for heavy industrial, high cycle applications for use on sectional overhead doors. These operators employ lubricated gears.

TROLLEY COMMERCIAL DOOR OPERATORS




Apartment Trolley (APT)

Optimal for high-cycle apartment house applications.



Trolley (T)

Optimal for general industrial applications with sectional overhead doors.



Gearhead Slide Door (GSD)

Optimal for heavy industrial, high cycle applications. These operators employ lubricated gears and offer functionality similar to GT style operators, but are used on single and bi-parting sliding doors.



Slide Door (SD)

Optimal for industrial applications. Provide functionality similar to T-style operators, but are used on single and bi-parting sliding doors.

JACKSHAFT COMMERCIAL DOOR OPERATORS



Door Lock Jackshaft (DJ)

Optimal for shopping mall applications with lighter rolling doors and grilles. Doors should be balanced with the ability to be manually lifted by hand in an emergency or power outage. Includes a door lock sensor to prevent damage to the door and operator caused by attempts to automatically open a locked door.



Jackshaft (J)

Optimal for industrial applications. Doors used with this operator should be balanced with the ability to be manually lifted by hand in an emergency or power outage.

HOIST COMMERCIAL DOOR OPERATORS



Hoist (H)

Optimal for industrial applications. Includes a floor level chain hoist to ease manual operation in an emergency or power outage.

Door Lock Hoist/ Jackshaft (DHJ)

Optimal for shopping mall applications with heavier rolling doors and grilles. Provides a floor level chain hoist to ease manual operation in an emergency or power outage. Includes a door lock sensor to prevent damage to the door and operator caused by attempts to automatically open a locked door.



Gearhead (GH)

Optimal for heavy industrial, high-cycle applications. These operators employ lubricated gears and include a floor level chain hoist to ease manual operation in an emergency or power outage.



Why Automate Your Commercial Doors?



Use of Timer-To-Close and MyQ® Technology verifies your doors close automatically.



Assures commercial doors cannot be manually opened from the outside by someone trying to gain access to commit a theft.



Increases the life expectancy of the door and reduces service costs associated with ensuring proper operation of commercial doors. Commercial door operators open and close doors in a controlled manner eliminating the potential for doors to raise too quickly or slam when being closed.



Reduces the opportunity for a soft tissue injury to occur when opening or closing a commercial door manually, preventing workplace injury claims, loss of time and potential increased insurance premiums.